

Scaled data based on original data using
LM-79-08 Approved Method: Electrical and Photometric Measurements of Solid-
State Lighting Products

Test Report Prepared for
Cooper Lighting Solutions
(formerly Eaton)

Brand: STREETWORKS

Report Number: P367261

Luminaire Tested: **PMM-SA2B-727-U-5WQ**

Issue Date: 12/2/2019

Test Information

Test Method: LM-79-08
Report Number: P367261
TEST IS SCALED FROM IESNA LM-79-08 TEST DATA (G2-1910-543-4)
Test Lab: INNOVATION CENTER
Issue Date: 12/2/2019
Manufacturer: COOPER LIGHTING SOLUTIONS (FORMERLY EATON)
Product Line: STREETWORKS
Catalog Number: PMM-SA2B-727-U-5WQ
Description: MESA POST TOP DECORATIVE LUMINAIRE. (2) LIGHTSQUARES WITH 16 LEDS EACH AND TYPE V WIDE OPTICS.
Light Source: -
Ballast/Driver: ELECTRONIC DRIVER

Summary

Lumens per Lamp: N/A
Luminaire Lumens: 8936 lumens
Efficiency: N/A
Efficacy: 105.1 lumens/watt
Luminous Opening: Rectangular (W 0.5' x L: 1' x H: 0')
IES Classification: Type V - Short
BUG Rating: B4 - U0 - G2

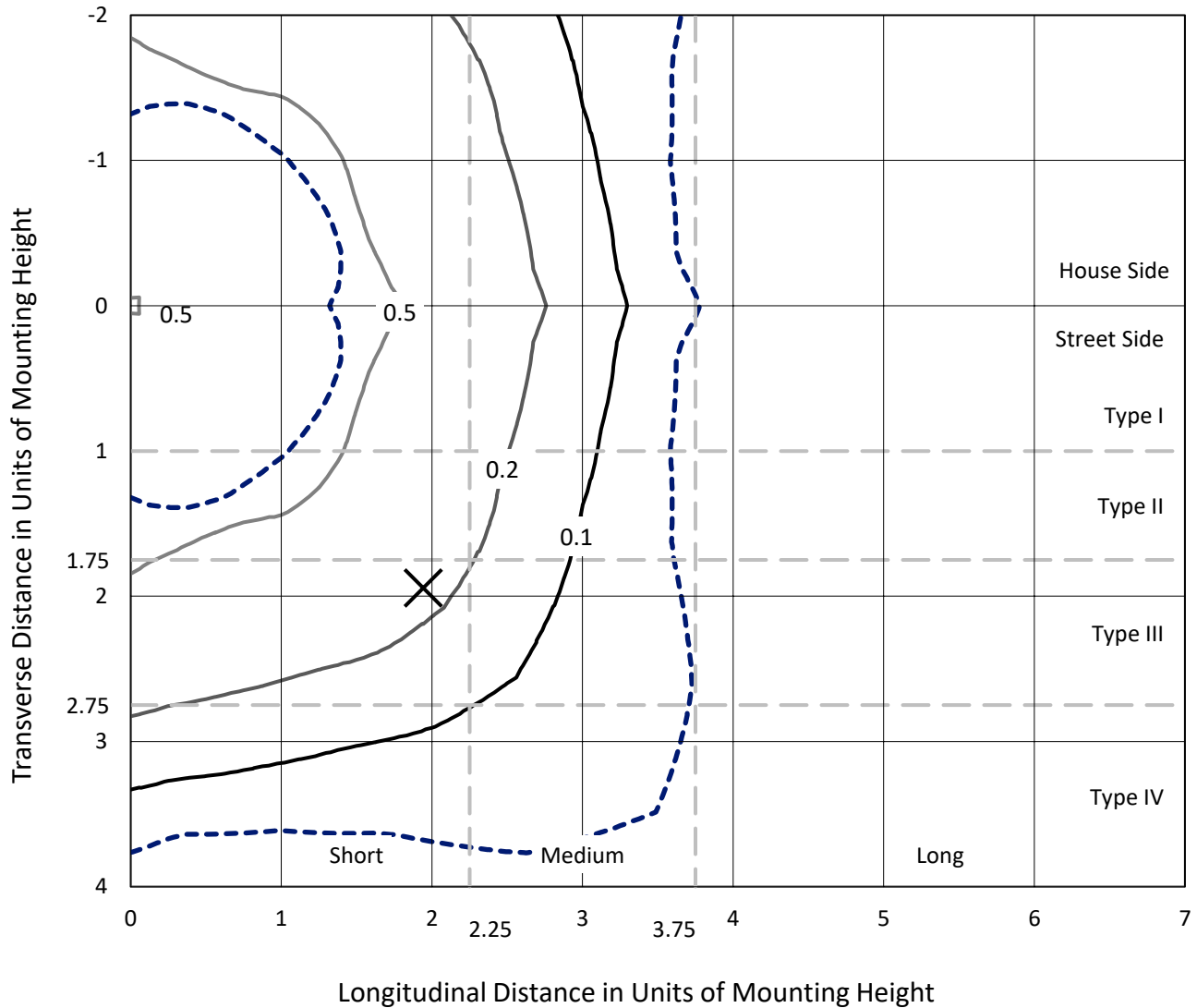
Input Watts (W): 85
Input Voltage (V): NR
Input Current (Ain): NR
Voltage Rise (V): NR
Power Factor: NR
Total Harmonic Distortion (THDi): NR
Frequency (hertz): 60
Stabilization Time: NR
Operation Time: NR
Ambient Temperature (°C): NR
Test Distance: 28.75 FT



REPORT NUMBER: P367261
 CATALOG NUMBER: PMM-SA2B-727-U-5WQ

Iso-Footcandle Lines of Horizontal Illumination

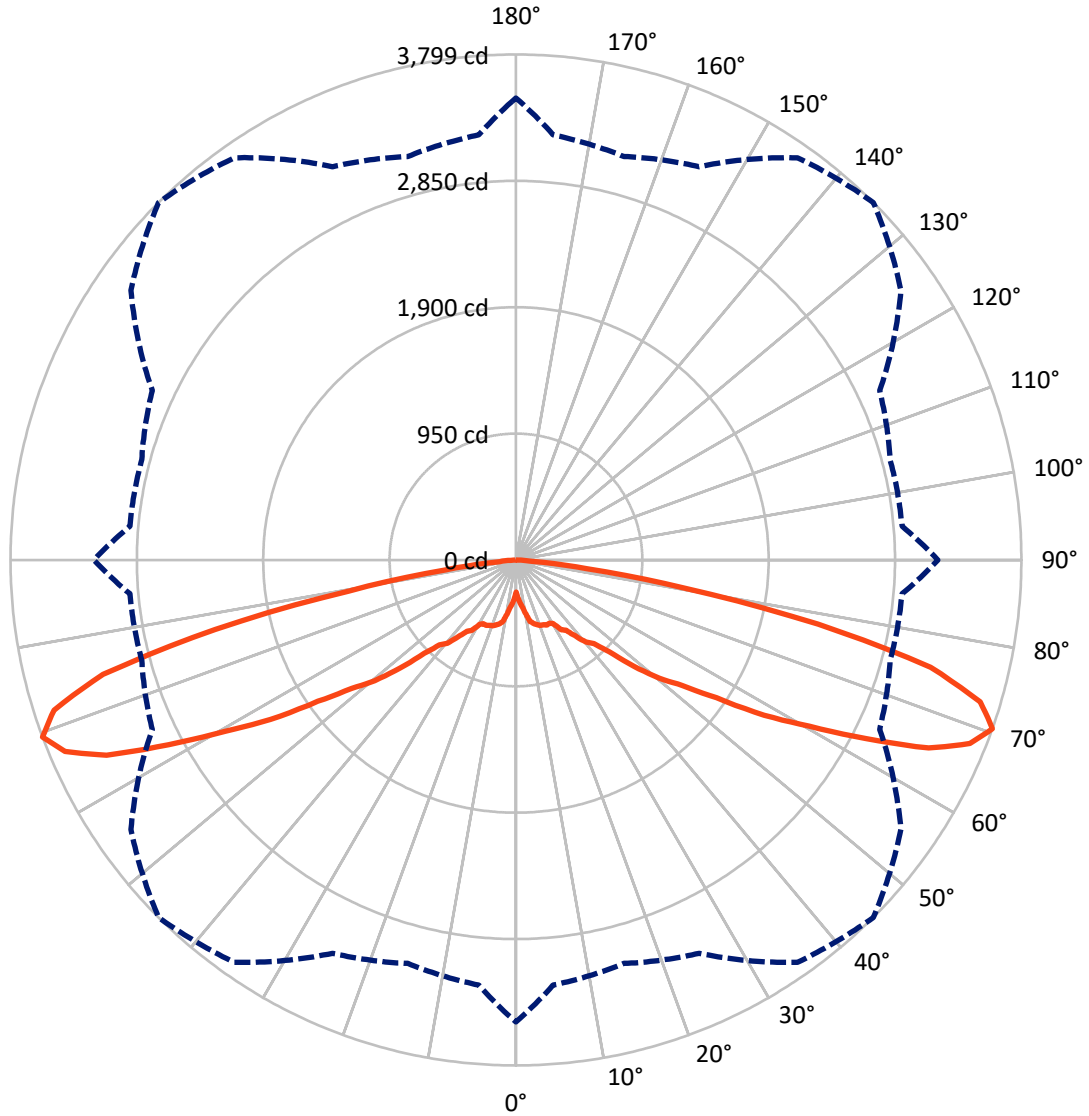
× Max cd
 - - - 1/2 Max cd



Based on 25 foot mounting height. Maximum calculated value = 0.8 fc
 Type V - Short - N/A

REPORT NUMBER: P367261
CATALOG NUMBER: PMM-SA2B-727-U-5WQ

Luminous Intensity Polar Plot



— Vertical Plane Through 45-Deg Lateral - - - Horizontal Cone Through 70-Deg Vertical

REPORT NUMBER: P367261

CATALOG NUMBER: PMM-SA2B-727-U-5WQ

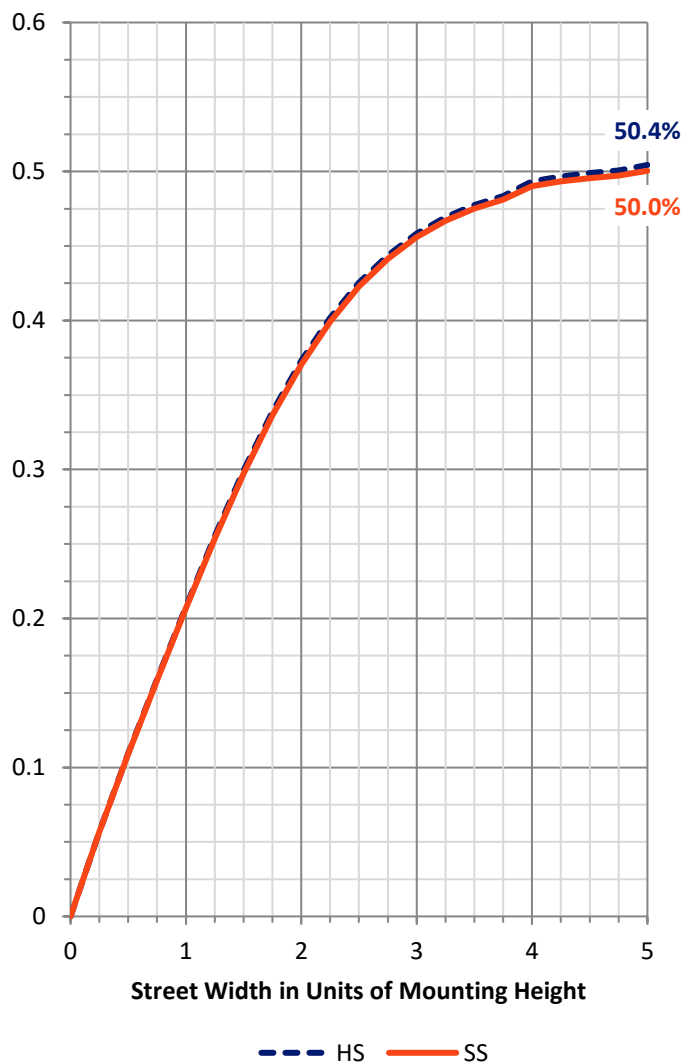
FLUX DISTRIBUTION:

		Downward	Upward	Total
House Side	Lumens	4468.0	0.0	4468.0
	% Fixture	50.0	0.0	50.0
Street Side	Lumens	4468.0	0.0	4468.0
	% Fixture	50.0	0.0	50.0
Total	Lumens	8936.0	0.0	8936.0
	% Fixture	100.0	0.0	100.0

ZONAL LUMENS:

Zone	Lumens	% Fixture
0°-10°	35.1	0.4
10°-20°	140.7	1.6
20°-30°	265.9	3.0
30°-40°	463.2	5.2
40°-50°	885.6	9.9
50°-60°	1717.2	19.2
60°-70°	3006.8	33.6
70°-80°	2259.8	25.3
80°-90°	161.7	1.8
90°-100°	0.0	0.0
100°-110°	0.0	0.0
110°-120°	0.0	0.0
120°-130°	0.0	0.0
130°-140°	0.0	0.0
140°-150°	0.0	0.0
150°-160°	0.0	0.0
160°-170°	0.0	0.0
170°-180°	0.0	0.0
0°-90°	8936.0	100.0
0°-180°	8936.0	100.0

Coefficient of Utilization



REPORT NUMBER: P367261

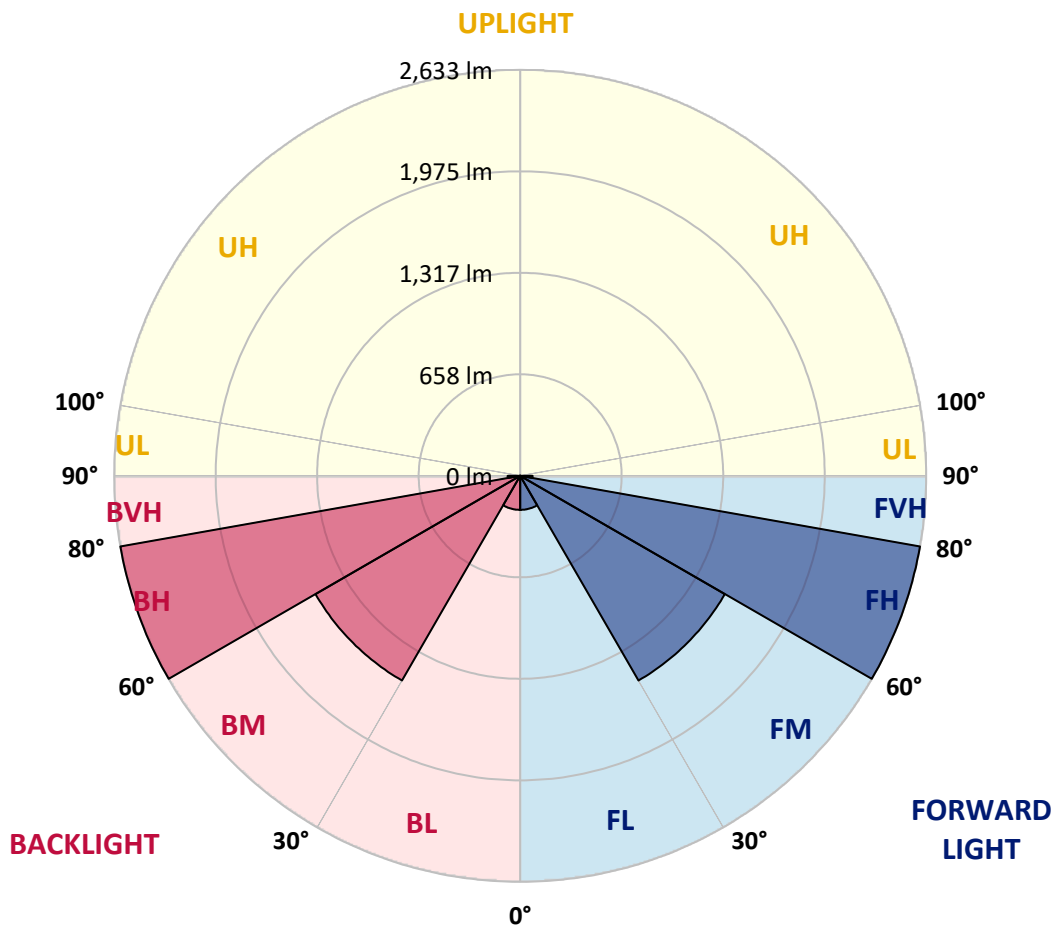
CATALOG NUMBER: PMM-SA2B-727-U-5WQ

LUMINAIRE CLASSIFICATION SYSTEM LUMEN TABLE AND BUG RATING:

Zone	Lumens	% Fixture	Zone Rating/Lumen Limit		
			B	U	G
FL (0°-30°)	220.9	2.5			
FM (30°-60°)	1533.0	17.2			
FH (60°-80°)	2633.3	29.5			G2/5000
FVH (80°-90°)	80.8	0.9			G1/100
BL (0°-30°)	220.9	2.5	B1/500		
BM (30°-60°)	1533.0	17.2	B2/2500		
BH (60°-80°)	2633.3	29.5	B4/5000		G2/5000
BVH (80°-90°)	80.8	0.9			G1/100
UL (90°-100°)	0.0	0.0		U0/0	
UH (100°-180°)	0.0	0.0		U0/0	

BUG Rating: B4-U0-G2

Type V Short





REPORT NUMBER: P367261
 CATALOG NUMBER: PMM-SA2B-727-U-5WQ

CANDELA DISTRIBUTION (FULL):

	0°	5°	15°	25°	35°	45°	55°	65°	75°	85°	90°
0°	241.6	241.6	241.6	241.6	241.6	241.6	241.6	241.6	241.6	241.6	241.6
2.5°	294.0	289.5	275.2	275.9	282.5	283.2	283.9	275.2	273.2	290.8	291.9
5°	373.4	363.0	352.6	348.4	342.2	324.8	343.9	346.0	350.1	363.6	369.9
7.5°	426.4	413.6	399.4	390.7	373.7	359.5	375.1	387.9	396.2	411.5	420.2
10°	436.4	428.8	428.1	412.9	409.8	415.0	413.9	414.3	426.7	427.1	432.3
12.5°	468.0	473.5	462.8	457.6	460.7	473.5	463.1	458.6	461.8	476.0	470.1
15°	509.2	515.8	499.5	491.2	482.9	495.0	484.3	492.3	502.3	512.7	507.5
17.5°	555.0	555.4	533.2	502.3	509.6	511.3	507.5	500.9	529.7	554.7	552.2
20°	580.0	579.6	541.5	499.5	521.0	524.8	521.4	498.8	542.2	576.5	575.5
22.5°	605.6	598.0	552.2	518.3	526.2	529.4	521.4	519.3	552.2	600.1	599.7
25°	619.5	626.1	575.8	554.7	548.1	540.8	547.7	551.2	582.7	629.5	616.0
27.5°	662.8	652.1	582.7	580.7	566.8	538.0	561.9	578.9	580.7	656.2	670.1
30°	702.0	706.1	613.9	617.1	591.8	555.4	592.4	619.5	624.7	706.8	705.5
32.5°	743.6	745.3	669.4	637.2	626.4	625.0	610.8	634.4	675.3	741.2	743.9
35°	806.7	820.9	719.0	675.6	662.1	648.3	660.7	681.9	720.0	818.8	811.9
37.5°	951.2	928.7	826.8	737.0	728.0	722.4	732.5	747.7	825.7	931.1	963.4
40°	1052.1	1041.4	902.7	838.6	781.7	811.5	788.0	846.9	911.4	1042.1	1062.9
42.5°	1208.5	1160.6	1018.1	938.8	879.8	858.7	871.9	948.8	1031.0	1176.6	1217.5
45°	1358.6	1284.7	1162.7	1092.7	1003.2	981.1	998.7	1089.2	1184.2	1299.3	1371.4
47.5°	1511.8	1435.5	1301.4	1200.1	1127.0	1193.2	1135.3	1221.3	1315.9	1449.7	1513.9
50°	1670.9	1586.3	1453.9	1343.7	1337.4	1396.0	1326.7	1370.7	1458.4	1597.1	1672.6
52.5°	1853.6	1762.4	1630.0	1555.5	1570.0	1566.2	1552.3	1544.4	1630.7	1766.9	1856.7
55°	2071.0	1972.5	1866.8	1832.5	1872.7	1829.3	1849.8	1847.0	1859.5	1956.9	2061.9
57.5°	2333.7	2222.4	2116.4	2108.7	2160.4	2201.3	2164.9	2112.6	2090.7	2185.4	2305.6
60°	2664.8	2528.2	2411.7	2387.8	2535.1	2534.8	2501.9	2384.7	2376.4	2483.5	2628.4
62.5°	3030.5	2864.1	2736.9	2698.8	2929.6	2955.6	2853.0	2642.9	2685.9	2772.3	2944.2
65°	3341.1	3141.1	3022.5	3012.1	3294.3	3409.1	3182.4	2895.0	2908.8	2980.6	3166.8
67.5°	3543.6	3302.6	3208.4	3258.6	3609.4	3681.2	3470.4	3063.4	3014.2	3044.0	3266.6
70°	3472.5	3207.7	3139.7	3261.7	3690.9	3799.4	3532.5	3016.3	2911.6	2913.0	3171.6
72.5°	2934.1	2682.1	2714.4	2938.3	3498.2	3650.3	3245.4	2724.4	2510.2	2505.0	2739.7
75°	1940.3	1771.8	1899.0	2248.1	2908.1	3219.4	2689.1	2135.4	1866.8	1779.4	1960.7
77.5°	848.6	827.1	934.3	1328.8	1982.6	2320.2	1926.4	1395.0	1015.4	844.5	922.5
80°	227.4	222.6	279.4	504.0	965.1	1277.8	1042.4	556.4	290.5	211.5	224.3
82.5°	82.9	84.9	103.7	141.1	317.9	538.0	346.3	162.6	109.9	90.1	90.1
85°	36.1	35.0	50.3	56.5	86.7	121.7	99.5	69.0	55.5	41.6	39.9
87.5°	9.7	12.1	17.0	17.7	22.5	18.4	26.3	24.3	20.8	14.6	11.8
90°	0.0	0.0	0.0	0.0	0.0	0.0	0.0	0.0	0.0	0.0	0.0

(END OF REPORT)